



ALUMINIO ESCALERA TIJERA DOBLE




1 Base Superior de aluminio



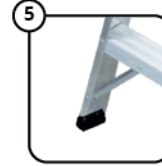
2 Peldaños antideslizantes




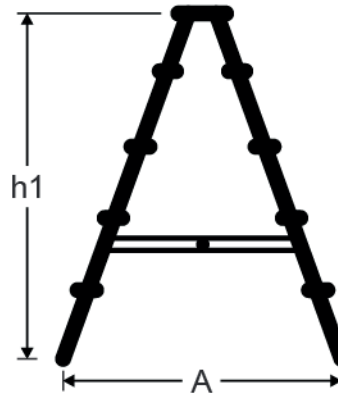
3 Bisagras de acero



4 Refuerzos y remaches de acero



5 Zapatas antideslizantes



TIPO II - 102Kg./225Lbs

DIMENSIONES (m)

Modelo	Pasos	Capacidad	Frecuencia de Trabajo	PESO KG				
GATD-5II	5	102kg	Alta	7.00	1.52	1.44	1.02	0.51
GATD-6II	6	102kg	Alta	8.10	1.83	1.72	1.18	0.56
GATD-7II	7	102kg	Alta	9.60	2.13	2.00	1.41	0.59
GATD-8II	8	102kg	Alta	10.80	2.44	2.35	1.64	0.63
GATD-10II	10	102kg	Alta	15.50	3.05	2.86	1.94	0.70
GATD-12II	12	102kg	Alta	19.50	3.66	3.43	2.29	0.79