


ESCALERA BANQUETA - ALUMINIO


PAG 1-1




Carga
máxima



Plataforma

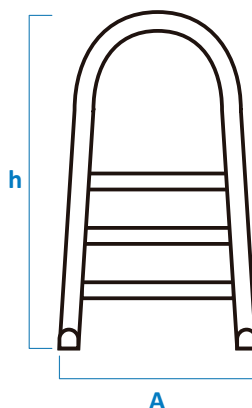


Peldaños
anti
deslizantes




Zapatas
anti
deslizantes

VISTA
FRONTAL



VISTA
LATERAL



ESPECIFICACIONES:



| MODELO | PASOS | PESO | CAPACIDAD | DIMENSIONES (m) | | | |
|-----------|-------|------|-----------|--------------------|------------------------------|----------------------------|----------------------|
| | | | | ALTURA CERRADO (h) | ALTURA HASTA PLATAFORMA (h1) | ANCHO FRONTAL INFERIOR (A) | APERTURA ABIERTO (B) |
| AB150-2IA | 2 | 2.10 | 150 Kg | 1.07 | 0.40 | 0.40 | 0.50 |
| AB150-3IA | 3 | 3.20 | 150 Kg | 1.31 | 0.62 | 0.43 | 0.66 |
| AB150-4IA | 4 | 3.90 | 150 Kg | 1.55 | 0.84 | 0.45 | 0.81 |
| AB150-5IA | 5 | 4.55 | 150 Kg | 1.78 | 1.06 | 0.48 | 0.91 |
| AB150-6IA | 6 | 5.90 | 150 Kg | 2.02 | 1.28 | 0.50 | 1.13 |
| AB150-7IA | 7 | 7.10 | 150 Kg | 2.26 | 1.50 | 0.53 | 1.28 |
| AB150-8IA | 8 | 8.15 | 150 Kg | 2.50 | 1.72 | 0.56 | 1.44 |